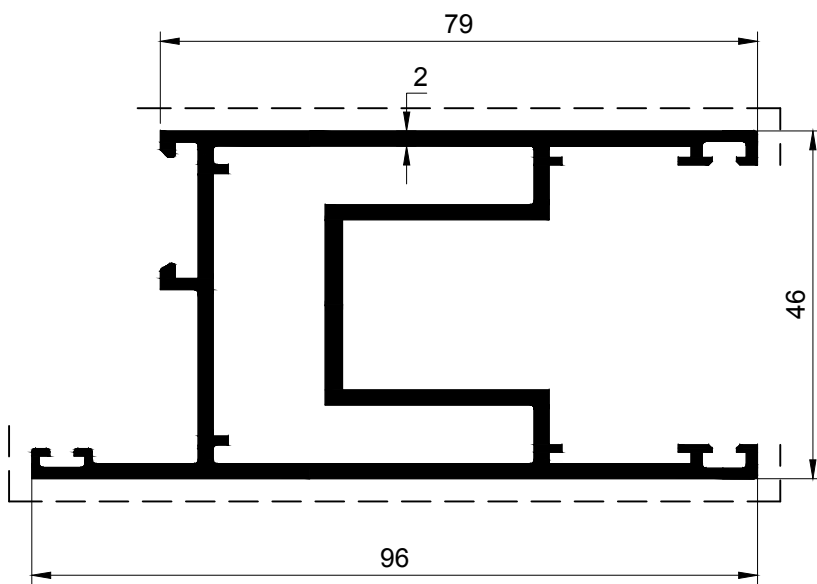


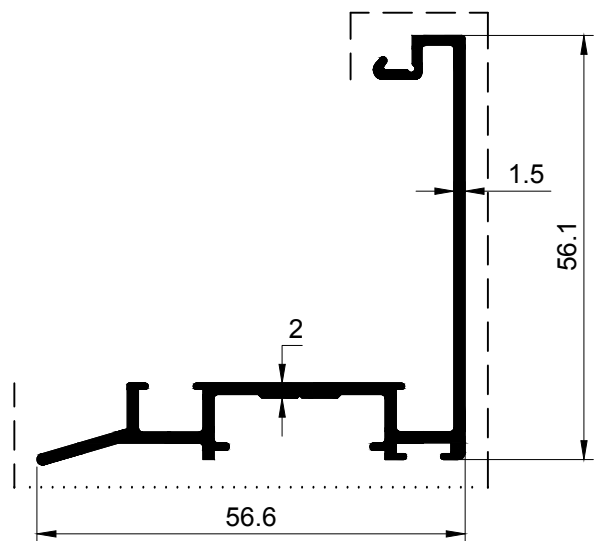
SECTION NO - LSD-1001

EST. WEIGHT - 2.701 KG./M



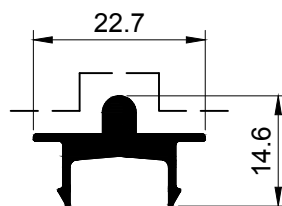
SECTION NO - LSD-1501

EST. WEIGHT - 1.825 KG./M



SECTION NO - LSD-1502

EST. WEIGHT - 0.644 KG./M



SECTION NO - LSD-1003

EST. WEIGHT - 0.245 KG./M

----- : Significant Surface
..... : Insignificant Surface