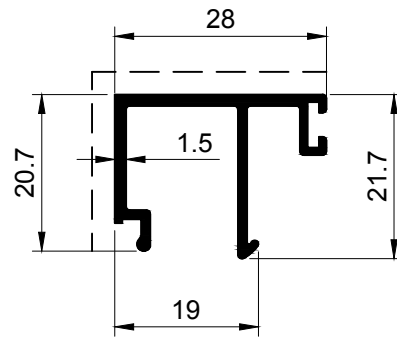
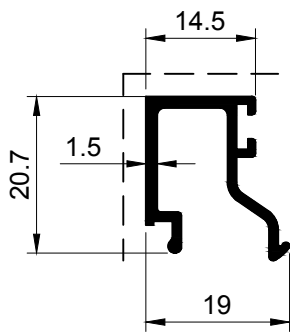


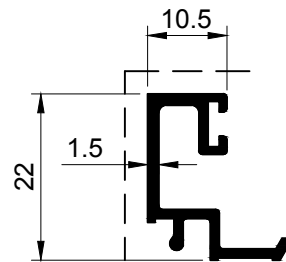
SECTION NO - LSD-1901
EST. WEIGHT - 0.691 KG./M



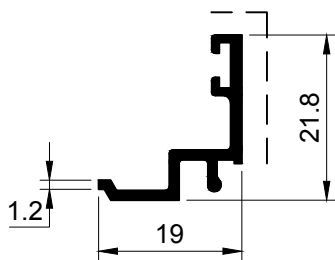
SECTION NO. - GL-116
EST. WEIGHT - 0.299 KG./M.
GLASS GAP - 12.5 MM



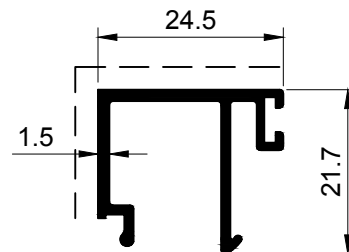
SECTION NO. - GL-118
EST. WEIGHT - 0.236 KG./M.
GLASS GAP - 26 MM



SECTION NO. - GL-121
EST. WEIGHT - 0.231 KG./M.
GLASS GAP - 30 MM



SECTION NO - GL-123
EST. WEIGHT - 0.187 KG./M
GLASS GAP - 36.5 MM



SECTION NO - GL-124
EST. WEIGHT - 0.285 KG./M
GLASS GAP - 17.5 MM

----- : Significant Surface
..... : Insignificant Surface